

# 2020–21 ANNUAL REPORT



## *Dear friends of AMBS,*

I offer the 2021 Annual Report with a deep sense of gratitude. God has been faithful to us during this very challenging time, and we are filled with joy. God's faithfulness to AMBS has been demonstrated again and again by the many people across the church who support our mission — including you!

This report represents God's providence and the fruit of the diligent and careful work of our faculty and staff, who bring their best every day at AMBS. This year, our report includes great news for the seminary:

- In our last fiscal year, we saw total contributions from individuals increase by 35% — \$402,000 — over the prior year.
- In spite of the challenges posed by the pandemic, our number of degree-seeking students increased by 26% over the last year, and our incoming class is 60% larger than last year's. For the first time, the majority of our student body identifies as BIPOC (Black, Indigenous, People of Color).
- We have adopted a balanced budget and fundraising goals to increase our financial sustainability.

Guided by our strategic plan, we are serving the church as a learning community with an Anabaptist vision, educating followers of Jesus Christ to be leaders for God's reconciling mission in the world. Thanks be to God!

*David Boshart*

David Boshart, PhD, President

*The Lord has done  
great things for us,  
and we are filled  
with joy.*

*Psalm 126:3 (NIV)*



**Anabaptist Mennonite  
Biblical Seminary**



# AMBS SNAPSHOT

## For the Academic Year 2020–21



# 21

### Graduates in May 2021

- 15 Master of Divinity
- 2 Master of Arts in Christian Formation
- 2 Master of Arts: Theology and Peace Studies
- 2 Graduate Certificate in Theological Studies



# 60.4%

### Average financial aid and scholarships given to students in 2020–21

- Total tuition: \$656,480
- Less financial aid: \$396,669
- Net tuition: \$259,811



# 6.5%

### Percentage of degree-seeking students who borrowed to pay for their AMBS studies (2020–21)

According to the Association of Theological Schools, an average of 40% of U.S. and Canadian students borrow to attend seminary.

Average amount borrowed per student at AMBS (among 6 students): \$6,957



# 127

### Number of graduate students (2021–22)

- 64 U.S.
- 9 Canadian
- 54 international\*
- 69 men
- 58 women

\*highest number ever at AMBS



# 13

### Number of countries represented by our graduate students (2021–22)

U.S., Canada, Angola, Colombia, Ethiopia, Ghana, India, Indonesia, Kenya, Tanzania, Thailand, Zambia, Zimbabwe



# 55%

### MDiv students studying through MDiv Connect (2021–22)

30 of 55 students enrolled in the Master of Divinity program are studying at a distance.





# 537

## Church Leadership Center participants

- Journey program: 24
- Short Courses: 148
- Pastors & Leaders conference: 152
- Ministry Integrity Circles: 22
- Invite AMBS engagements: 58 groups



# \$1.388M

## Donor contributions to Annual Fund

AMBS could not carry out its mission without the generosity of its donors — thank you for your support!

## OUR MISSION

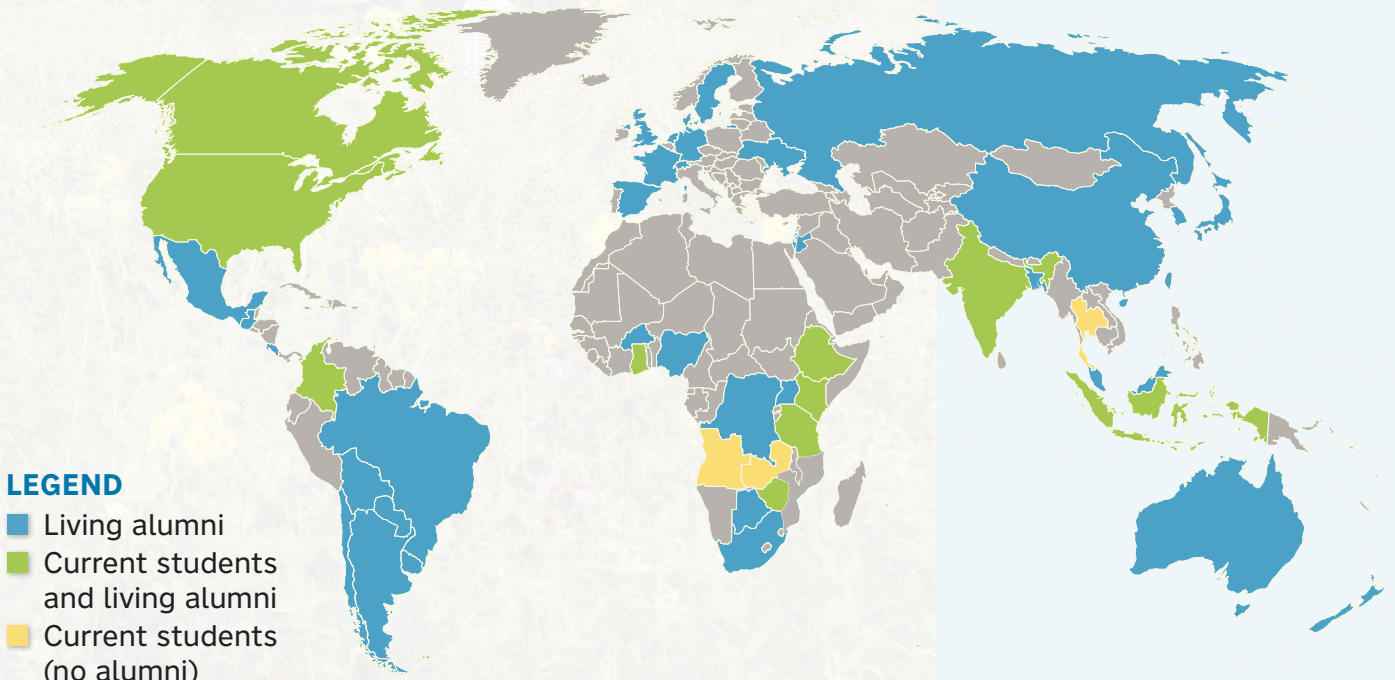
Anabaptist Mennonite Biblical Seminary serves the church as a learning community with an Anabaptist vision, educating followers of Jesus Christ to be leaders for God's reconciling mission in the world.

## OUR VISION

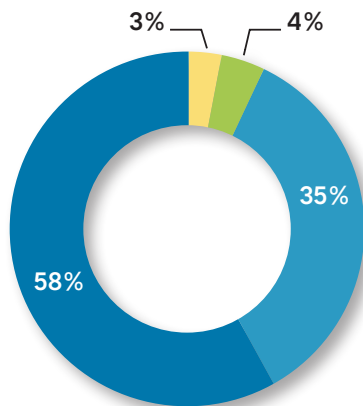
AMBS will become an Anabaptist learning community that makes theological education accessible to and welcoming of Christians of increasingly diverse traditions, ethnicities and races to reflect more fully God's purposes of unity and justice.

## STUDENTS AND LIVING ALUMNI AROUND THE WORLD (below)

We give thanks for our 2,607 alumni! (Alumni are those who have completed 12 or more credit hours of study at AMBS or its preceding institutions.)



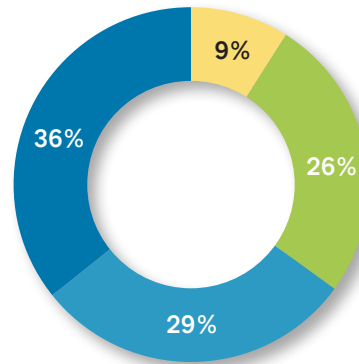
## CURRENT OPERATIONS



**Total: \$9,426,352 (100%)**

### INCOME

- Investment income and transfers  
**\$5,481,859**
- Contributions  
**\$3,325,618**
- Auxiliary/other  
**\$359,064**
- Net tuition income  
**\$259,811**



**Total: \$4,319,862 (100%)**

### EXPENSES

- Academic and instructional  
**\$1,547,696**
- Management and general  
**\$1,270,721**
- Student services, research, auxiliary  
**\$1,101,472**
- Fundraising  
**\$399,973**

## STATEMENT OF FINANCIAL POSITION

Assets	2021	2020
Cash and cash equivalents	\$1,405,766	\$1,587,184
Receivables	104,751	19,936
Prepaid expenses and other assets	1,225	43,171
Insurance deposits	424,704	509,505
Investments	24,216,902	18,774,385
Land, buildings and equipment	7,071,911	7,211,319
Beneficial interest in remainder trust	116,446	45,205
<b>Total assets</b>	<b>\$33,341,705</b>	<b>\$28,190,705</b>

Liabilities and net assets	2021	2020
<b>Liabilities</b>		
Current liabilities	\$221,087	\$164,496
Long-term liabilities	185,276	197,357
<b>Total liabilities</b>	<b>\$406,363</b>	<b>\$361,853</b>
<b>Net assets</b>		
Without donor restriction	\$10,722,309	\$9,898,163
With donor restriction	22,213,033	17,930,689
<b>Total net assets</b>	<b>\$32,935,342</b>	<b>\$27,828,852</b>
<b>Total liabilities and net assets</b>	<b>\$33,341,705</b>	<b>\$28,190,705</b>

**Cover photo:** New students walk the AMBS labyrinth during orientation in August 2021. (Credit: Janeen Bertsche Johnson)

